



Writing Virtual Learning

Kindergarten Writing

April 10, 2020



Kindergarten Writing

Lesson: April 10

Learning Target:

Students will write on topic with the given prompt.

Background: Students use sounds, sight words, and pictures to write on a prompt/topic

- Students will use dictation to respond to a prompt
- Students will use pictures to respond to a prompt
- Students will use words to respond to a prompt

Let's Get Started:

1. Review phonics sounds in the [Jolly review](#)
2. Review [sight words](#)
3. Watch Video: [Sentence Song](#)

Practice #1:

Warm up by writing your first and last name using capitalization and formation

Goldie Locks



Ask a grown up to write a model for you if you can't remember all the letters.

Practice #2: Write the Room

Draw and label 3 things you see in your yard.
Stretch out the words and write the sounds you hear:



b-all



ball

d-o-g



dog



b-a-t



bat

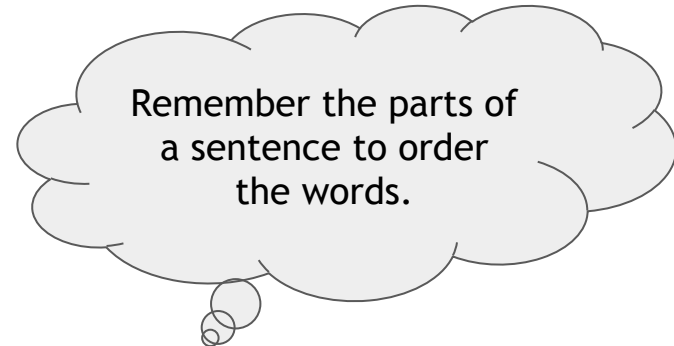


Practice #3:

Mix and Fix Sentence

Write these words in the right order to make a sentence.

kids play. The to like



Did you remember?

A sentence needs:

- A capital letter
- A period at the end
- Spaces between words


The sentence should say: **The kids like to play.**

Check your sentence now. If you need to, fix your sentence.

**Practice on your own:
Listen to the book.**

Click [here](#) to listen to the story:

*Works best in
Google Chrome



*You may need click
to learn more and
request your free trial
of Bookflix if using a
different browser

Practice on your own:

Take a walk with your family.

Draw and write about 3 things you saw on your walk.


Complete this page in your packet, or [click here](#).



Name: _____

Write and draw about 3 things you saw on the walk you took with your family.

A large rounded rectangular box for drawing, followed by two sets of horizontal lines for writing. The first set consists of three lines, and the second set consists of two lines.



MORE Practice on your own: Play [Animal Labeling](#)



Picture LABELING

Drag and drop the words in the box to label the picture.

Drag and drop the words in the box to label the picture.

- GIRAFFE
- LION
- DEER
- CHEETAH
- ZEBRA

Self Check:

Go tell someone in your home your answers.



1. Was this lesson?

- easy,
- just right
- hard

2. Read your writing to someone else.